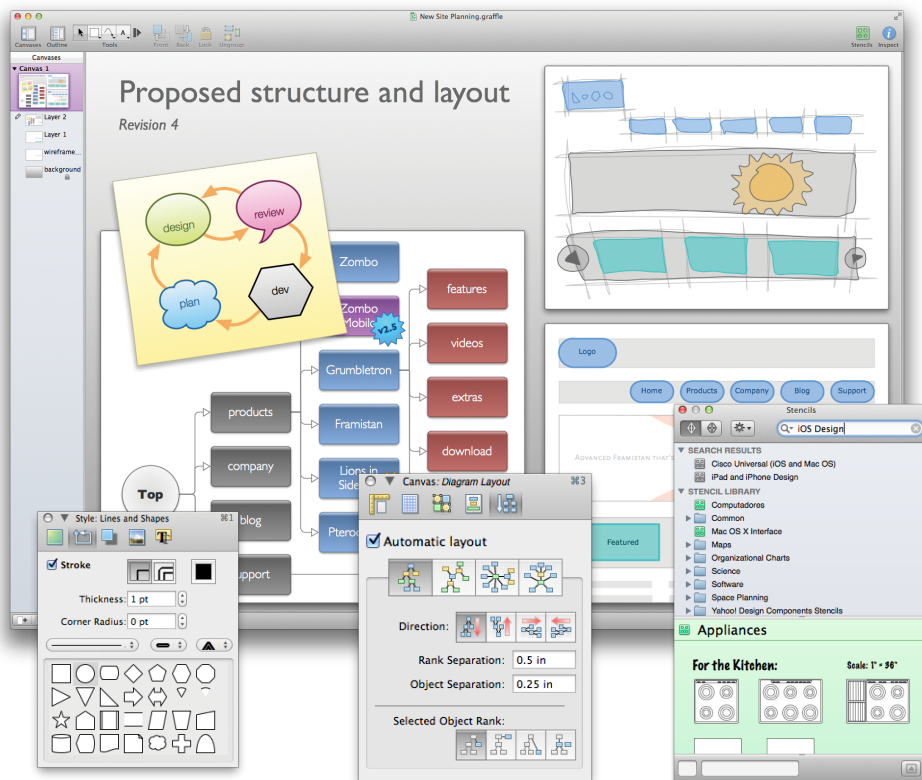


# OMNIGRAFFLE for Mac



## What is OmniGraffle?

Envision. Draft. Build. OmniGraffle for Mac is a diagramming and drawing application that can be used to create flow charts, website mockups, page layouts, visual notes, graphic designs, and much more. There's plenty of power under the hood to make all your diagrams and designs gorgeous—quickly and easily—with the ability to customize and tweak every aspect of your work.



## What makes OmniGraffle for Mac different?

OmniGraffle knows what makes a diagram different from a drawing, so it knows how to help you make superior documents quickly: it keeps lines connected to shapes even when they're moved, it provides stencils full of objects for you to drag and drop, and it can automatically organize complex documents with the click of a button.

You can add shapes to an OmniGraffle document by dragging in existing objects, drawing from a choice of predefined shapes, or creating shapes with your own custom dimensions. Smart guides, a customizable grid, and multiple layers give you precise control over layout; a truly stunning array of style options provide the ability to tweak everything from shadow position to radial double blend fills.

## Who uses OmniGraffle?

Graphic designers, business users, UX professionals, systems administrators, software developers, hobbyists, students, and educators all rely on OmniGraffle for its creative control and production of high quality documents.

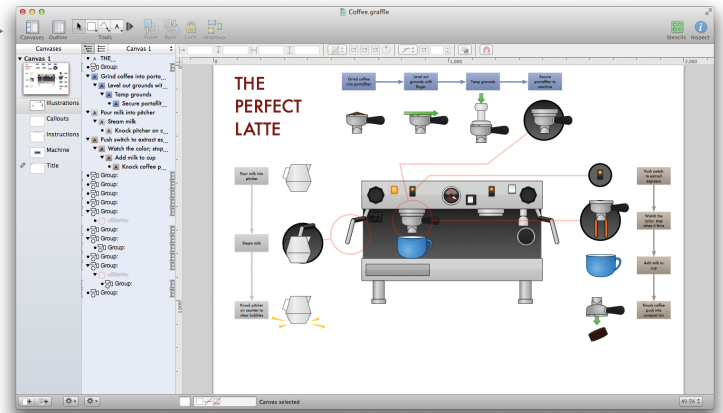
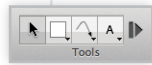
From sketching rough ideas to fine-tuning a complicated design, some common-use examples include:

- Drafting a company org chart
- Specifying a software system
- Creating graphics for a business presentation
- Designing mockups for a web or print design
- Documenting a process flow for an online store
- Creating scientific diagrams for class assignments
- Sketching a garden design or office layout

OmniGraffle stands out from the crowd because it's a powerful, high-end graphics tool that comes in an intuitive, easy-to-use package. Don't worry about designing something impossible to share — export to a wide array of industry- standard formats.

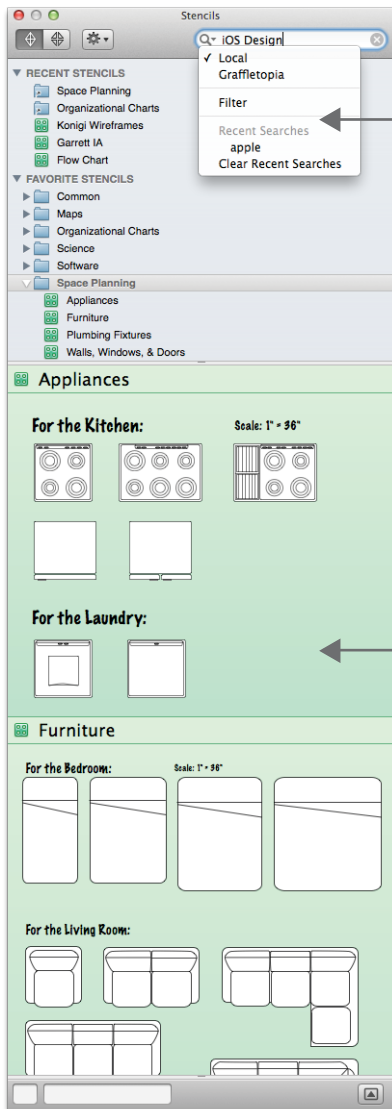
1

Right at launch, use the **Template Chooser** to get started with a blank canvas or a built-in template.



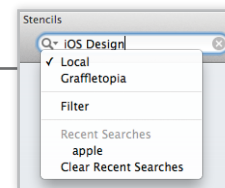
2

**Tools** will help you get started with basic **shapes**, **lines**, and **text**. You'll also notice the **Selection** arrow: use it to modify existing elements.



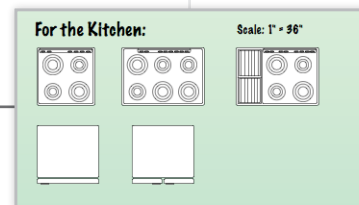
3

In OmniGraffle's **Stencils** window, check out the many **stencils** available from users via **Graffletopia** by changing the source.



4

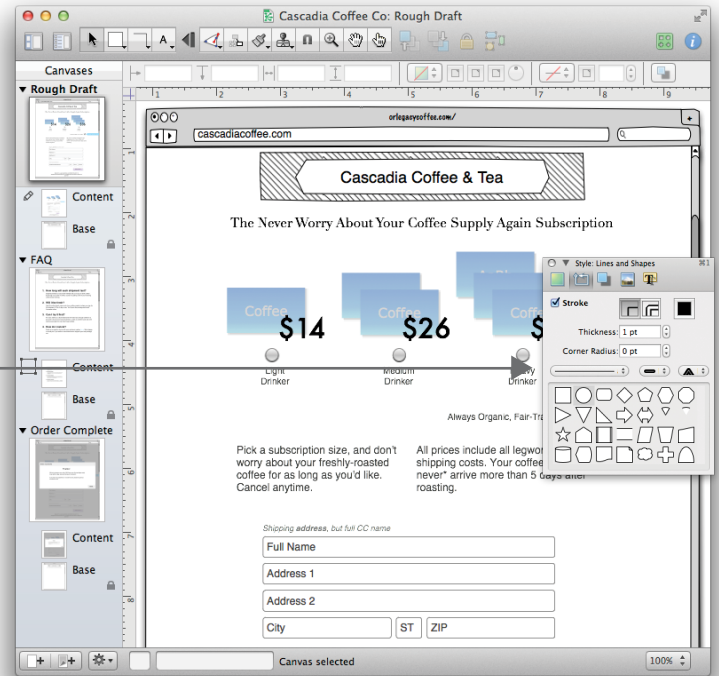
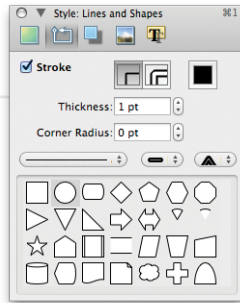
With the built-in stencils or any downloaded from **Graffletopia**, drag directly from the window onto your **Canvas**.



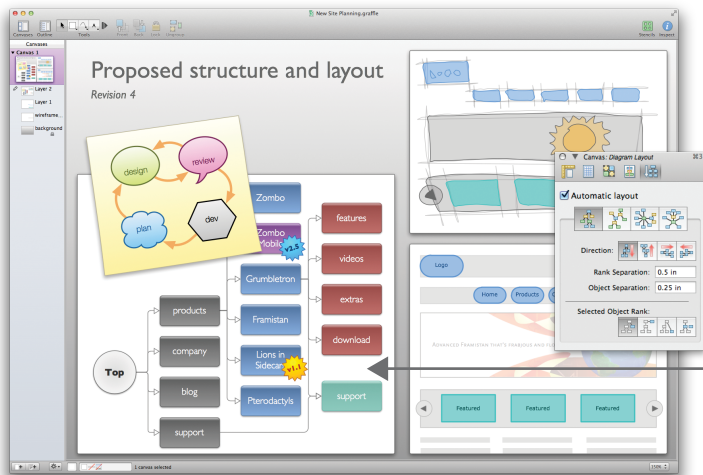
5

For quick alignment help, enable **Snap to Grid** from the Menu bar: **Arrange** ▸ **Grid** ▸ **Snap to Grid**. Our Guides also help with alignment. **Distance** and **size** notations when dragging or resizing shapes help tremendously.

6 **Style** specific shapes individually, or in a batch, with the **Style** inspector. Styles consist of colors, drop-shadows, stroke width, and more.

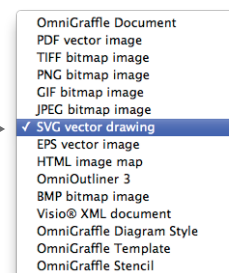


7 Use **Automatic Layout** when designing flow charts or hierarchical diagrams. No longer worry about connecting objects, spacing, and hierarchy!



8 With OmniGraffle Professional, use **Presentation Mode** to share your documents with an audience.

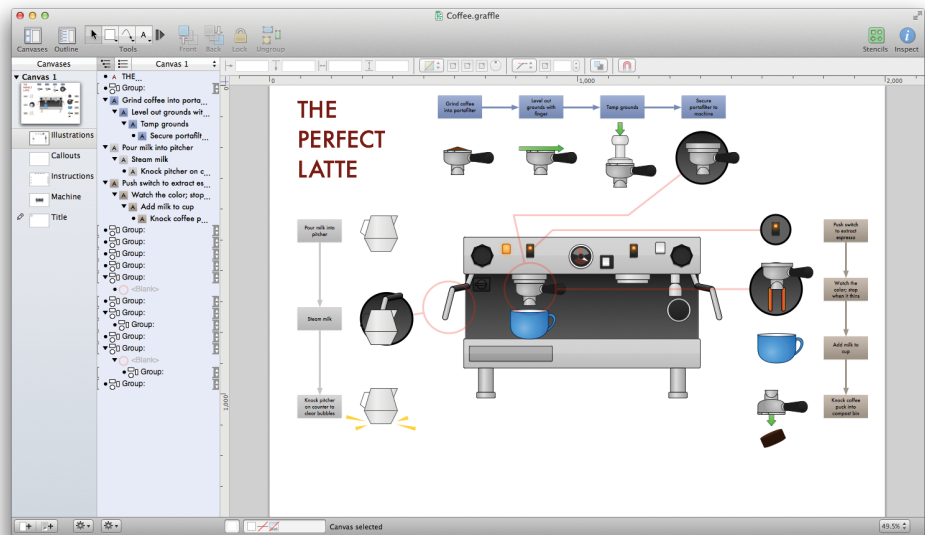
9 **Export** to Visio, Photoshop, or many other formats. Especially useful when working with Mac-less colleagues.



10 100% **Lion** compatible: **Full-Screen** mode, **Versioning** support, and more!

## Feature List

- Use built-in stencils or draw custom-sized shapes
- Make complex diagrams easily with the automatic layout feature
- Smart guides help you align, rotate, and size objects
- Create multiple-page ("canvas") documents
- Share items between your canvases with shared layers
- View what styles make up a shape in your diagram
- Select a whole class of objects at once to make changes
- Create custom color and radial fills
- Customize line styles for strokes and connectors
- Import from and export to Microsoft Visio
- Free customer support via email and phone
- Full-featured 14 day free trial available at <http://www.omnigroup.com/>



## Pricing

OmniGraffle for Mac is available in Standard (\$99.99) and Professional (\$199.99) editions from the Mac App Store, or online at the Omni Store where family pack, educational, and upgrade pricing is also available.

The Omni Group offers a 30-day money back guarantee on all sales.

## Contacts

Twitter: @OmniGraffle

Facebook: <http://www.facebook.com/omnigraffle>

Support: [omnigraffle-ipad@omnigroup.com](mailto:omnigraffle-ipad@omnigroup.com)

PR: [pr@omnigroup.com](mailto:pr@omnigroup.com)

Phone: 800-315-OMNI (6664)