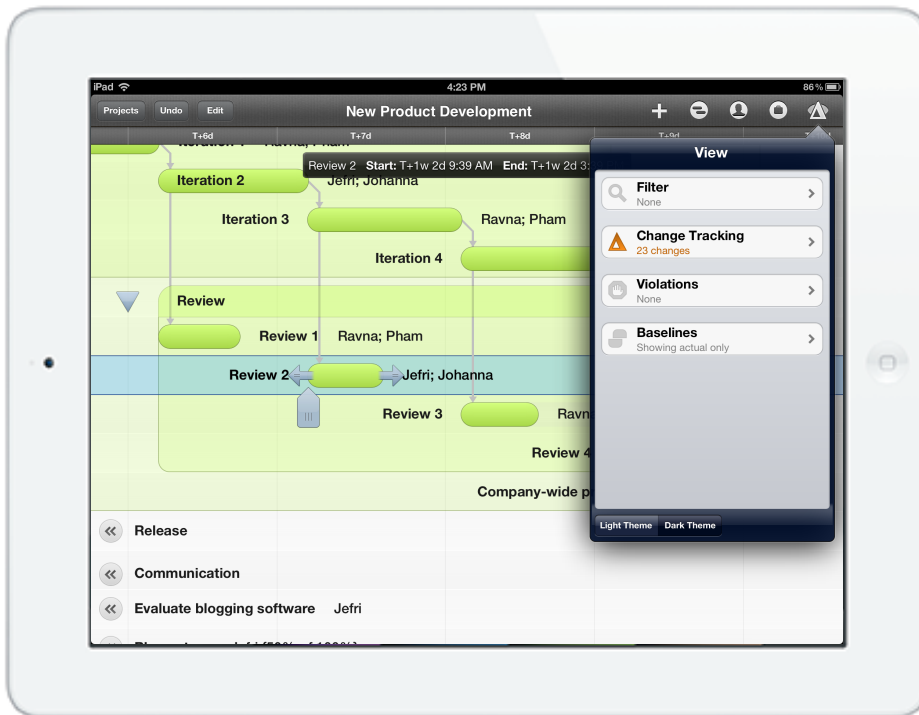


OMNIPLAN for iPad



What is OmniPlan?

Schedule. Assign. Complete. The most intuitive project management app for the Mac, now on the iPad. Start a project in a meeting, review changes from teammates, and reschedule or track resources across multiple projects, all on the go. A perfect blend of form, function, and features.



What makes Omniplan for iPad different?

The brand-new interface provides the functionality needed for quick input, navigation, and immediate access to the smallest bits of information, all without cluttering up the Gantt chart. And just like OmniPlan for Mac, OmniPlan for iPad starts out exceptionally simple and grows with the needs of the project.

Who uses OmniPlan for iPad?

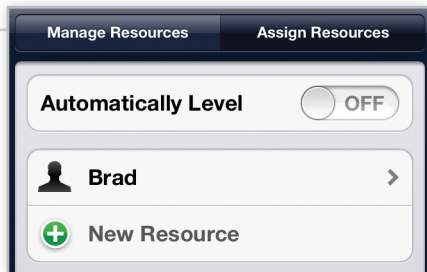
Business professionals, project managers, educators, construction contractors, and freelancers all rely on OmniPlan for its unparalleled project management functionality.

From intricate projects to a three-step plan, some common-use examples include:

- Planning and costing a web design project
- Accepting and rejecting changes from collaborators with change tracking
- Reporting progress—with visuals—to superiors
- Using notes to expand on a principal idea
- Creating calendar exceptions for holidays
- Splitting tasks to reschedule unfinished work
- Sharing project details at a meeting via AirPlay
- Soliciting feedback for timeline changes over lunch

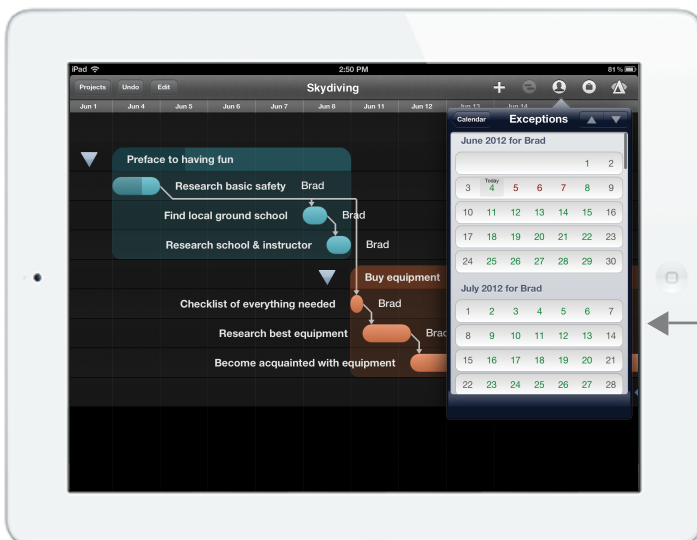
1 Let's create a new **project**: a beginner's guide to your favorite hobby. Add five or more **tasks** that would get anyone started.

2 Create a new **resource** using the **Resource Popover**, let's use Brad, and assign him to those tasks. (Enter **Edit** mode to select multiple tasks!)

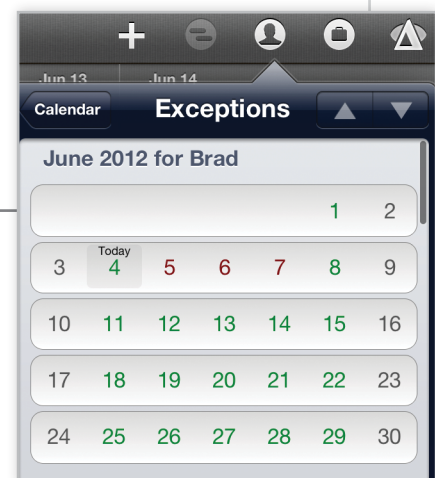


3 But! Brad can't do everything all at once: tap **Level Load**, or switch on **Automatically Level** to spread things out using the same **Resource Popover**.

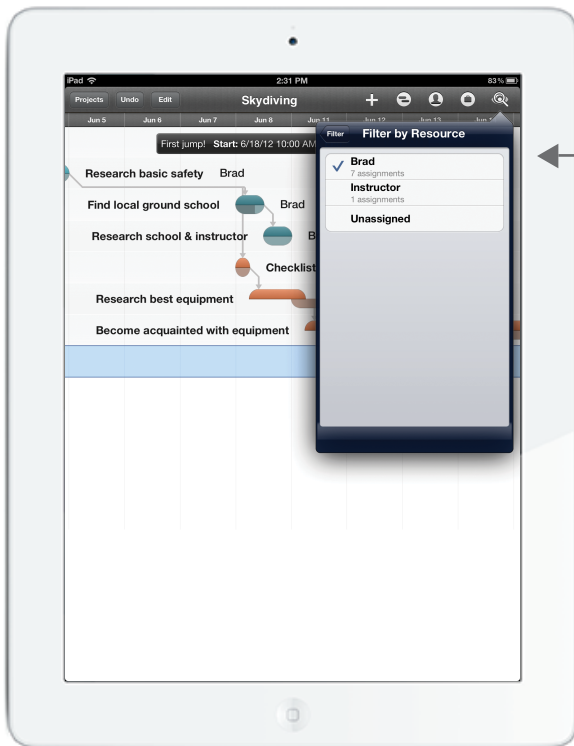
4 **Dependencies** tell us proper task order, or which tasks are required before others can begin: enter **Edit** mode, select each task, then tap **Connect**.



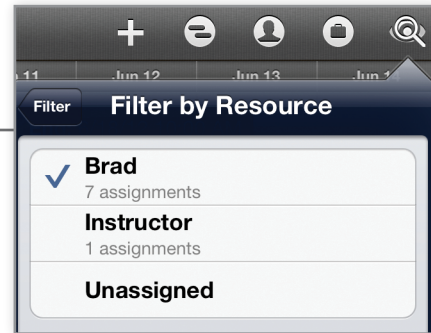
5 Brad also won't be able to do anything hobby-related for three days. Add **exceptions** to his calendar to account for that.



6 **Baselines** are specific snapshots of certain points during the project's history. Accessible via the **View Popover**, set one now to compare this version with future revisions.



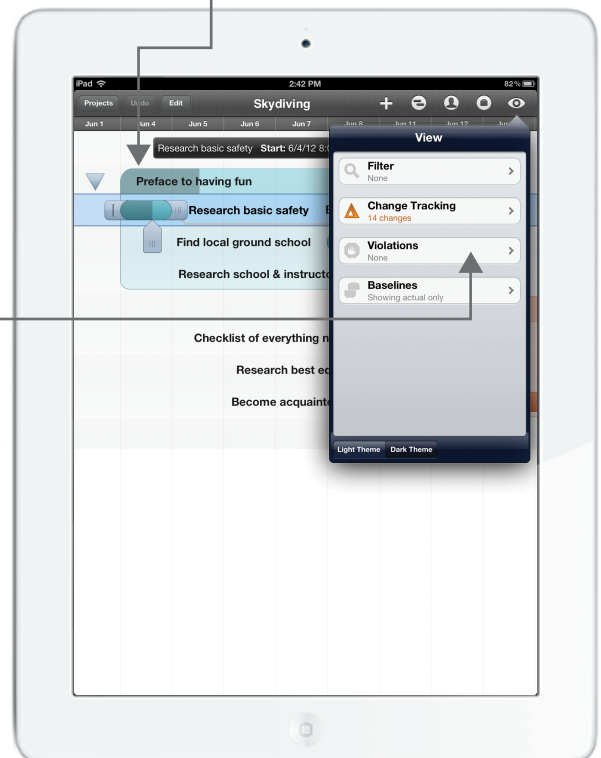
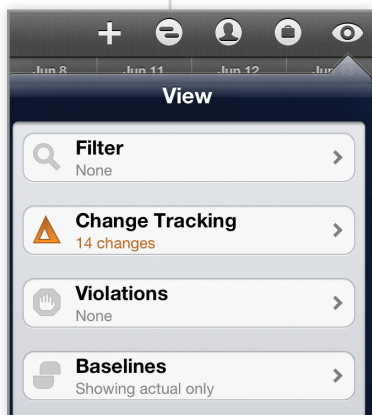
7 **Filter** tasks for better at-a-glance information. If you have a 1-on-1 later today with Brad, applying a filter would be a big help with larger projects.



8 As Brad finishes each task, update the **percentage completed**. Tap a task to toggle the visible tools; when you see the completion slider, move it to the right!



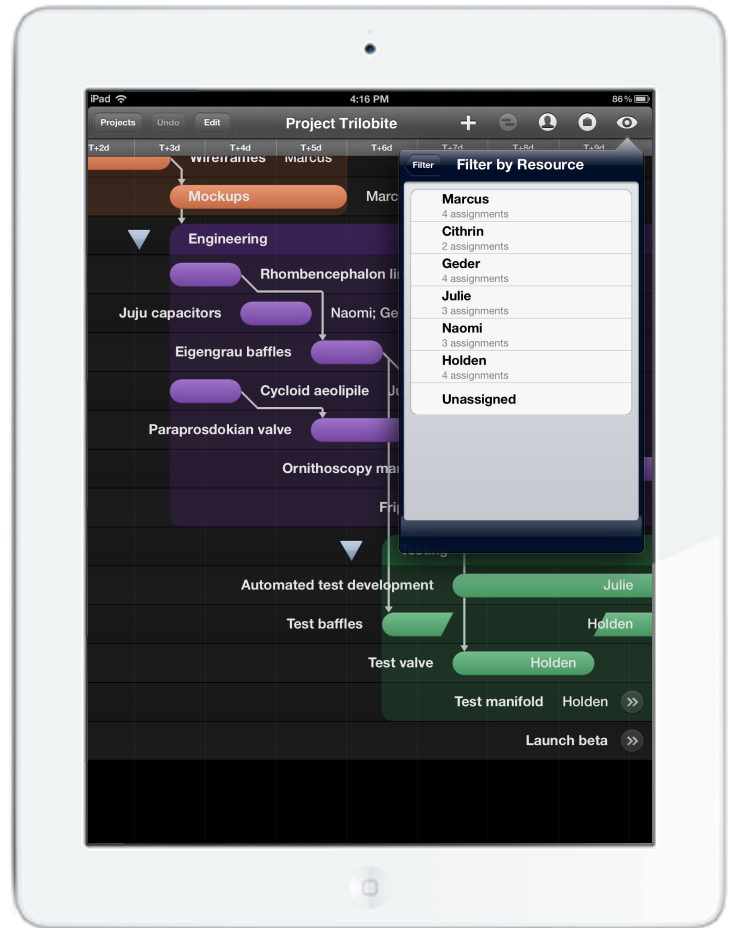
9 Let's say all further modifications to the project need to be approved by the manager. Turn on **Change Tracking** so you can rubber-stamp (or reject!) changes.



10 Bring more people in to your project with effortless collaboration. Sign up for our own **Omni Sync Server** to **share** projects and **resource loads** with others, or to simply **sync** with OmniPlan for Mac.

Feature List

- Collaboration to share and update your project between teammates
- Change Tracking to review, accept, and reject changes to the project; accept changes individually or en masse
- Smart scheduling that accounts for the variance in schedule of a person, tool, or project as a whole
- Resource allocation to manage people and tools
- A stunning timeline (Gantt chart) to see your project clearly
- Violation notifications keep scheduling conflicts at bay
- Multiple baselines show you the necessary steps to see a project to completion
- Optimized for the iPad
- Free customer support via email and phone



Pricing

OmniPlan for iPad costs \$49.99 from the App Store.

The Omni Group offers a 30-day money back guarantee on all App Store sales.

Contacts

Twitter: @OmniPlan

Facebook: <http://www.facebook.com/omniplan>

Support: omniplan-ipad@omnigroup.com

PR: pr@omnigroup.com

Phone: 800-315-OMNI (6664)